

## Additional Functions in E-300 Firmware Version 1.3

### BUTTON TIMER





It is now possible to set the interval between pressing a button and when the control dial can be operated.

[OFF / 3 SEC / 5 SEC] can be selected, OFF means no time limited, the default is 3 sec.

#### How to set

In the menu, setup1→BUTTON TIMER→「OFF / 3sec / 5sec」, select one option and press the OK button.


### (Underwater macro and Underwater wide)


Allocate  (Sport mode) and  (Night scene mode) on mode dial to  (Underwater macro mode) and  (Underwater wide mode), the default is OFF.

#### How to set

In the menu, setup1→  →「OFF/ON」, select one and Press the OK button.

### About Underwater macro mode & Underwater wide mode

 (Underwater macro) : Suitable for shooting close-ups of fish. The natural Color of the water will appear. If you use the flash, you can enhance the red tones.

 (Underwater wide) : Suitable for shooting a wide area such as a school of fish. Lets you take pictures with a rich, more vivid blue background.

\* When taking pictures, the optional underwater housing must be attached.

#### How to confirm shooting mode

The icon of shooting mode will be displayed on the upper left corner in control panel screen.

